

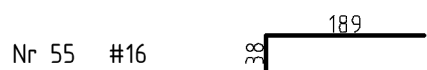
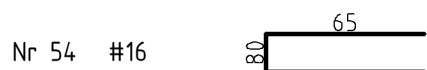

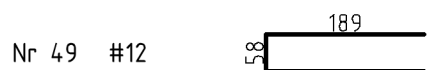
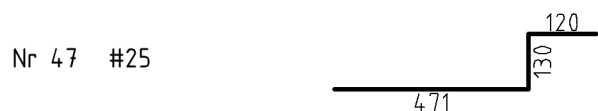
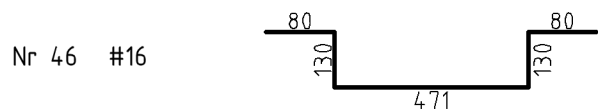
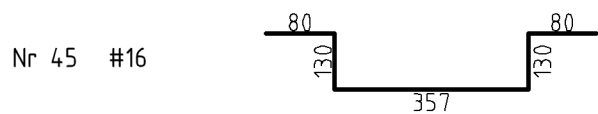


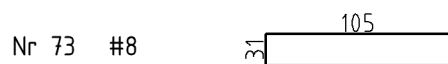
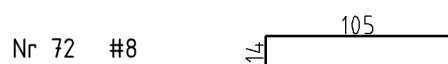

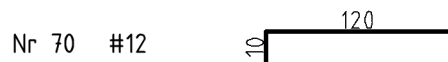


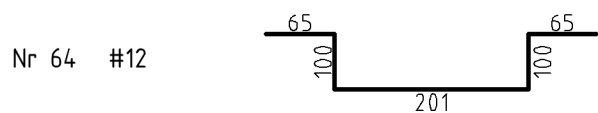
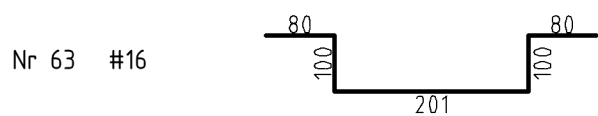
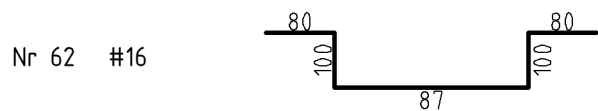


KSZTAŁTY PRĘTÓW do zestawienia stali 1z2
rys. W-K-1.2.A do W-K-1.2.F



uwaga:
wymiarowanie [w cm] zbrojenia na podstawie
wymiarów zewnętrznych

KSZTAŁTY PRĘTÓW do zestawienia stali 2z2
rys. W-K-1.2.A do W-K-1.2.F



uwaga:
wymiarowanie [w cm] zbrojenia na podstawie
wymiarów zewnętrznych