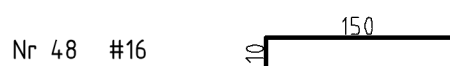
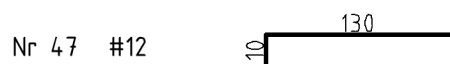

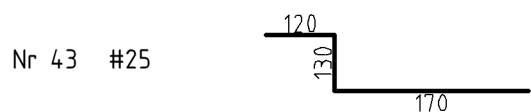
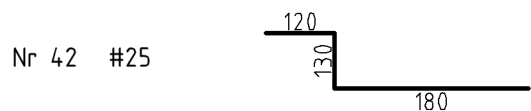
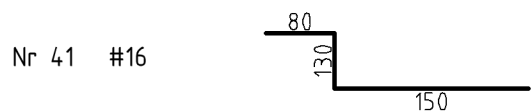
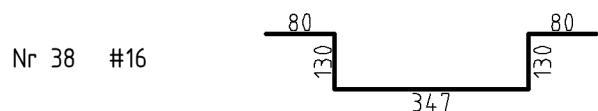
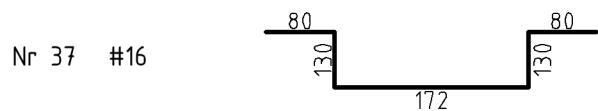
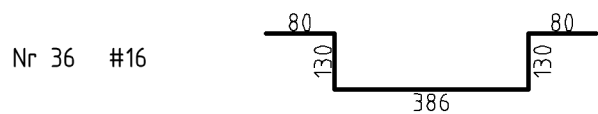
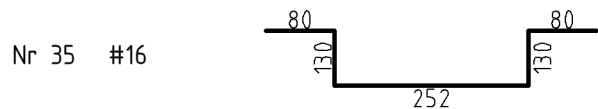


KSZTAŁTY PRĘTÓW do zestawienia stali 1z2
rys. W-K-1.1.A do W-K-1.1.E



uwaga:
wymiarowanie [w cm] zbrojenia na podstawie
wymiarów zewnętrznych

KSZTAŁTY PRĘTÓW do zestawienia stali 2z2
rys. W-K-1.1.A do W-K-1.1.E

Nr 49 #8 14 115

Nr 50 #8 31 115

Nr 51 #8 8 115

Nr 52 #16 68 80

uwaga:
wymiarowanie [w cm] zbrojenia na podstawie
wymiarów zewnętrznych