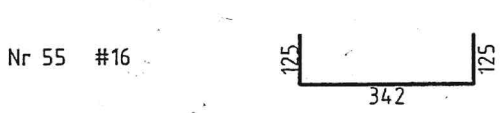
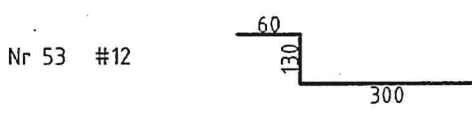
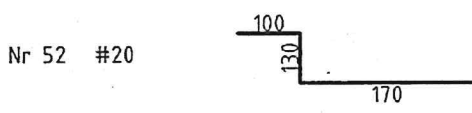
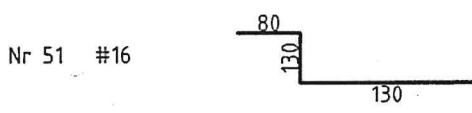
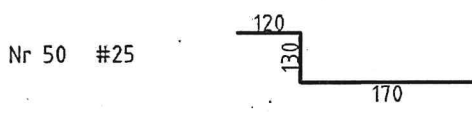
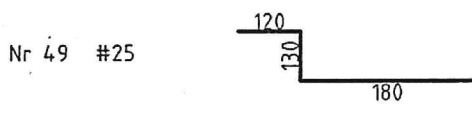
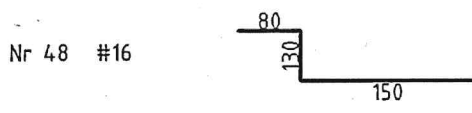
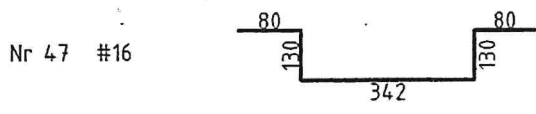
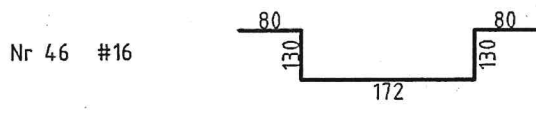
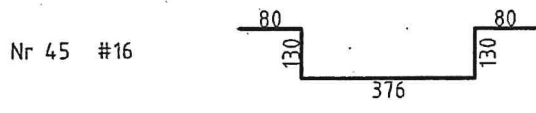
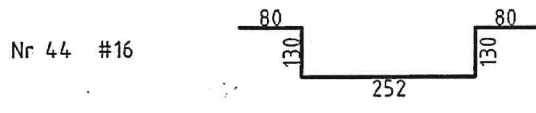


KSZTAŁTY PRĘTÓW do zestawienia stali 1z3  
rys. W-K-1.1.A do W-K-1.1.G

- 1 -




uwaga:  
wymiarowanie [w cm] zbrojenia na podstawie  
wymiarów zewnętrznych

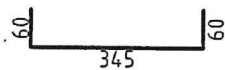
KSZTAŁTY PRĘTÓW do zestawienia stali 2z3  
rys. W-K-1.1.A do W-K-1.1.G

-2-

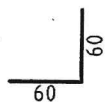
Nr 56 #16



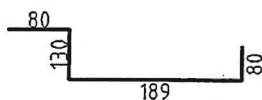
Nr 58 #12




Nr 59 #12




Nr 60 #16




Nr 61 #16




Nr 62 #16




Nr 63 #16




Nr 64 #20




Nr 65 #20




Nr 66 #12




Nr 67 #16



Nr 68 #16



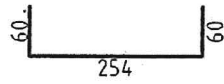
Nr 69 #16



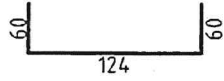
uwaga:  
wymiarowanie [w cm] zbrojenia na podstawie  
wymiarów zewnętrznych

KSZTAŁTY PRĘTÓW do zestawienia stali 3z3  
rys. W-K-1.1.A do W-K-1.1.G

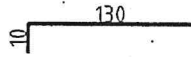
Nr 71 #12



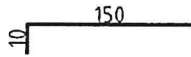
Nr 72 #12




Nr 73 #12




Nr 74 #16



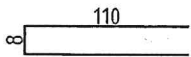
Nr 75 #8



Nr 76 #8



Nr 77 #8

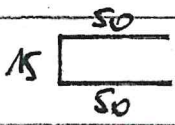

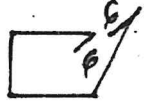
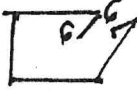
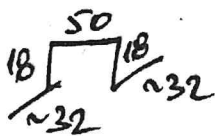
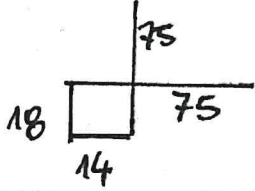
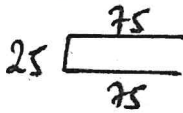
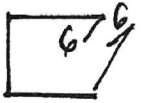

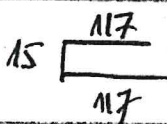
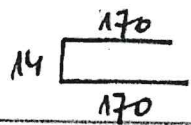


- 3 -

uwaga:  
wymiarowanie [w cm] zbrojenia na podstawie  
wymiarów zewnętrznych

-4- ZAKAZNIK G1

KSZTAŁTY PREZON

Nr. poz.		\$		St.
G100	15  di. 115	10	di. 115	780
G101	 33x50	8	di. 178	105
G102	 23x51	8	di. 160	660
G103	 23x47	8	di. 152	800
Z201	 50 18 32	10	di. 150	150
Z202	 75 18 14	8	di. 182	700
Z203	25  75 75	8	di. 175	180
B301	 24x72	8	di. 202	450
B302	 33x72	8	di. 222	550
B303	15  117 117	8	di. 249	130
B304	14  170 170	8	di. 354	300