

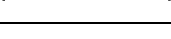





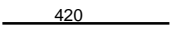
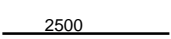
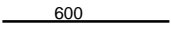
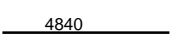

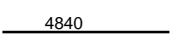
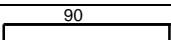


OBIEKT : ROZBUDOWA HALI W1 magaz.-montażowej DOMBUD SIEMIANOWICE				WYKAZ STALI									
ELEMENT : Ściany prefabr. i podwalina				NR RYSUNKU : K4									
WYKONAŁ:				DATA:									
Nr	Stal	φ	KSZTAŁT [mm]	DŁUG. PRETA [m]	ILOSC [szt]	DŁUGOSC OGOLNA [m]							
						A-0 St0S		A-IIIIN RB500W					
						6	8	8	10	12	16	20	25
			Sciana SŻ-1 szt.4										
2	A-IIIIN	8	110 	1,61	304			489,4					
3	A-0	6	50 	0,22	60	13,2							
4	A-IIIIN	16		0,42	40						16,8		
5	A-IIIIN	10		5,5	32			176,0					
			siatki Q188 5,55x2,15m szt.8										
			Sciana SŻ-3 szt.2										
2	A-IIIIN	8	110 	1,61	22			35,4					
2A	A-IIIIN	8	110 	0,81	20			16,2					
3	A-0	6	50 	0,21	160	33,6							
4	A-IIIIN	16		0,42	48						20,2		
8	A-IIIIN	10		2,5	8			20,0					
9	A-IIIIN	10		2,04	8			16,3					
			siatki Q188 2,55x2,15m szt.16										
			Podwalina P2 szt1										
10	A-IIIIN	20		0,6	6							3,6	
14	A-IIIIN	20		4,84	3							14,5	
12	A-0	8	870 	2,02	25		50,5						
15	A-IIIIN	10		4,84	10			48,4					
16	A-0	6	50 	0,19	12	2,3							

mb	49	51	541	261	0	37	18	0
kg	0,222	0,394	0,394	0,616	0,887	1,578	2,465	3,851
kg	11	20	213	161	0	58	45	0
kg	31		477					
kg	508							

UWAGA

WYMIAROWANIE ZBROJENIA na PODSTAWIE WYMIARÓW ZEWNĘTRZNYCH (metoda A wg PN-EN ISO 3766:2005)